



Colegios
"El Valle"

Actividades de verano 2019


























Nombre y apellidos: _____

Curso: _____ Grupo: _____

2º Ed. Primaria
Natural Science

MY SCHOOL

★ Circle the senses they are using.

	sense
James is eating an ice cream.	    
Sarah can hear her cat meowing.	    
Alice is smelling some perfume.	    
The baby is playing with a soft teddy.	    
Rachel is reading a comic book.	    

★ Match the activities to the places.

library
classroom
playground

study maths and science
play football
read a book

★ Read.

Classroom rules

In my class, there are some rules. Our teacher has pictures of the rules on the wall.

We stand in line outside the classroom before we start. We knock on the door if we arrive late. We do not shout in class and we listen to the teacher and our classmates. We put our hands up when we want to say something. We keep our classroom clean and tidy. We put rubbish in the bin. We have a special bin for paper and we recycle it.

★ Tick the correct behaviour.


stand in line ☐ shout and talk in class ☐ listen to your classmates ☐

★ Complete the table.

My class	
What is the name of your teacher?	<div><div></div><div></div><div></div></div>
How many people are there in your class?	<div><div></div><div></div><div></div></div>
What is your favourite subject?	<div><div></div><div></div><div></div></div>
What is your favourite game or sport?	<div><div></div><div></div><div></div></div>

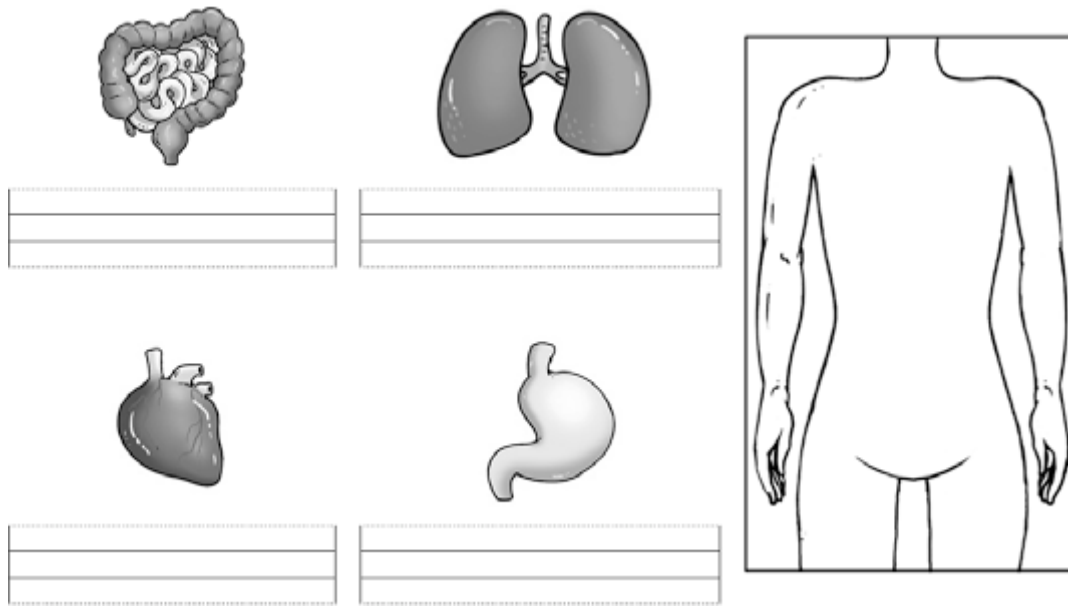
UNIT 1: THE HUMAN BODY

★ Circle the joints and write the words. Match.



Shoulder	Knee	Hip	Wrist	Elbow	Ankle
----------	------	-----	-------	-------	-------

★ Write the names of the organs and draw them in the correct place.



✎ Which organ do we use for each sense? Write and match.

Ears	Skin	Eyes	Tongue	Nose
------	------	------	--------	------



I can hear with my _____.

I can see with my _____.

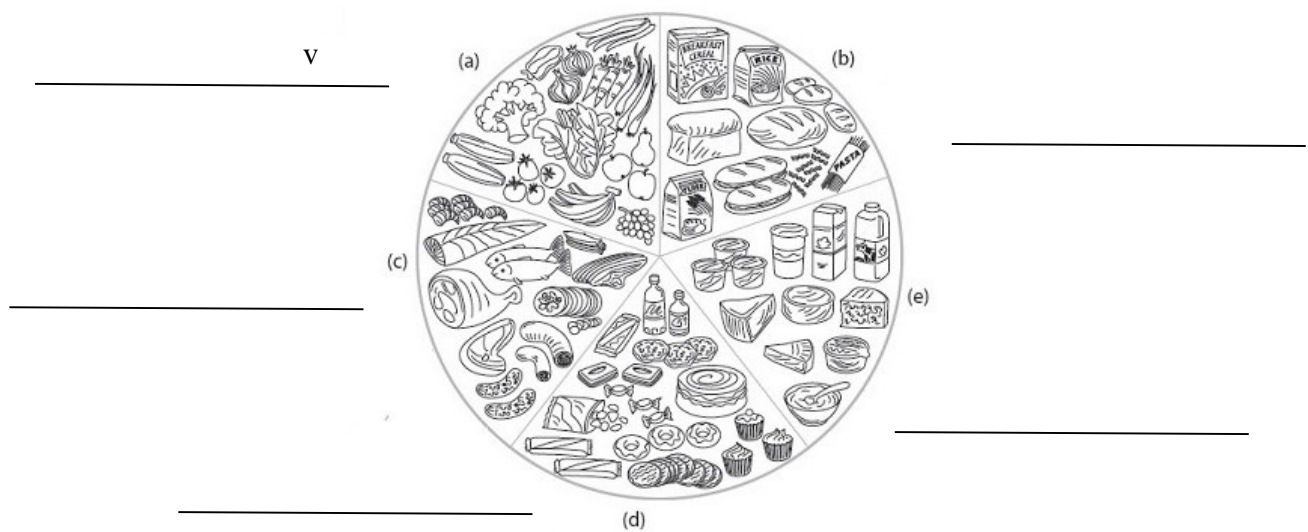
I can smell with my _____.

I can taste with my _____.

I can touch with my _____.

UNIT 2: FOOD

 Write the food groups in the correct place.



Bread and cereals	Fruit and vegetables	Meat and fish	Milk and dairy	Sugary foods
-------------------	----------------------	---------------	----------------	--------------


★ Draw two pieces of fruit and two vegetables and write their names.





UNIT 3: ANIMALS

★ Colour the viviparous animals.



★ Circle the mammals and cross out the oviparous animals.

dog - duck - dolphin - elephant - rabbit - hen

★ Are the sentences true (T) or false (F)?

Eagles are viviparous animals. ☐





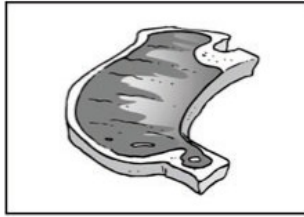
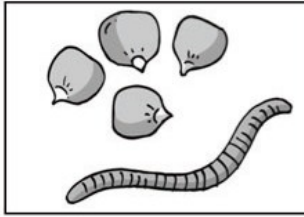
Oviparous animals are born from eggs. ☐

Cows are mammals. ☐

Oviparous animals drink their mothers' milk. ☐


Vertebrate animals have a S K _ L _ T _ N and a B _ C K B _ N _

★ Match the animals to the food they eat.



UNIT 4: MORE ANIMALS

★ Colour the invertebrate animals.



★ Read.

A bird that cannot fly

An emu is a bird that lives in Australia. It is the largest bird in Australia. Emus can be 2 metres tall and weigh 60 kilograms.

Emus cannot fly. They walk and run and they can swim too! Emus have feathers, long necks, sharp beaks, long legs and three toes.

They are omnivores. They eat plants and insects. Emus are oviparous animals. The baby birds are born from eggs. A baby emu is called a chick.



★ Answer the questions.

Where do emus live?

How do emus move?

What do they look like?

What do emus eat?

★ Circle the words related to birds.

feathers

fur

four feet

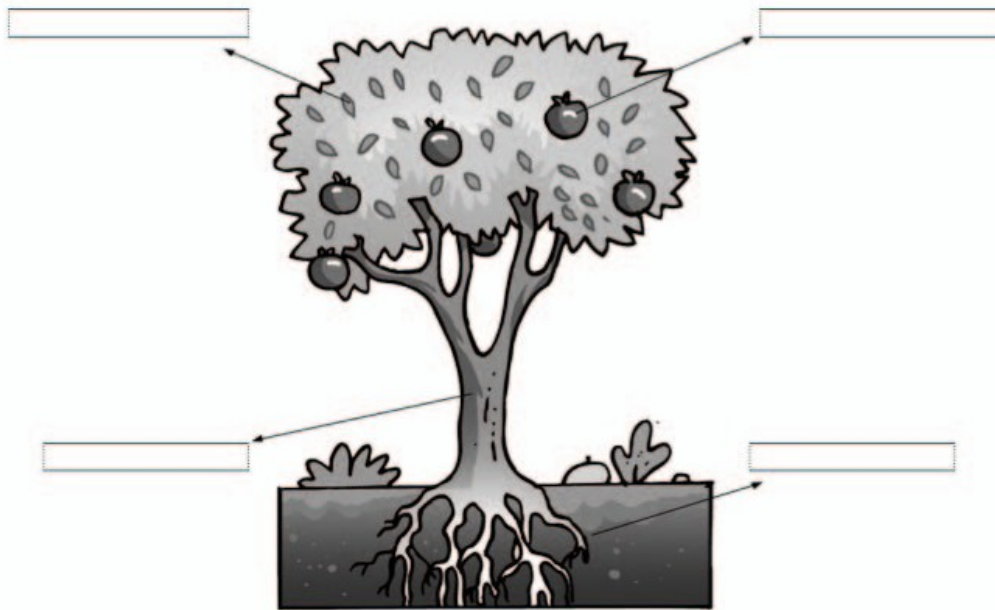
beaks

lungs

gills

UNIT 5: PLANT LIFE

★ Write the parts of the tree.



Leaves	Stem	Roots	fruit
--------	------	-------	-------

★ Are the sentences true (T) or false (F)?

Evergreen trees lose their leaves in autumn. ☐

Grass is thick and hard. ☐

Plants get air and sunlight through their leaves. ☐


Stamens contain pollen. ☐

Draw lines showing which plant part the picture is:

Roots




Stems



Flowers



Seeds



Leaves



UNIT 6: WATER, LAND AND AIR

★ Write *saltwater* or *freshwater*.







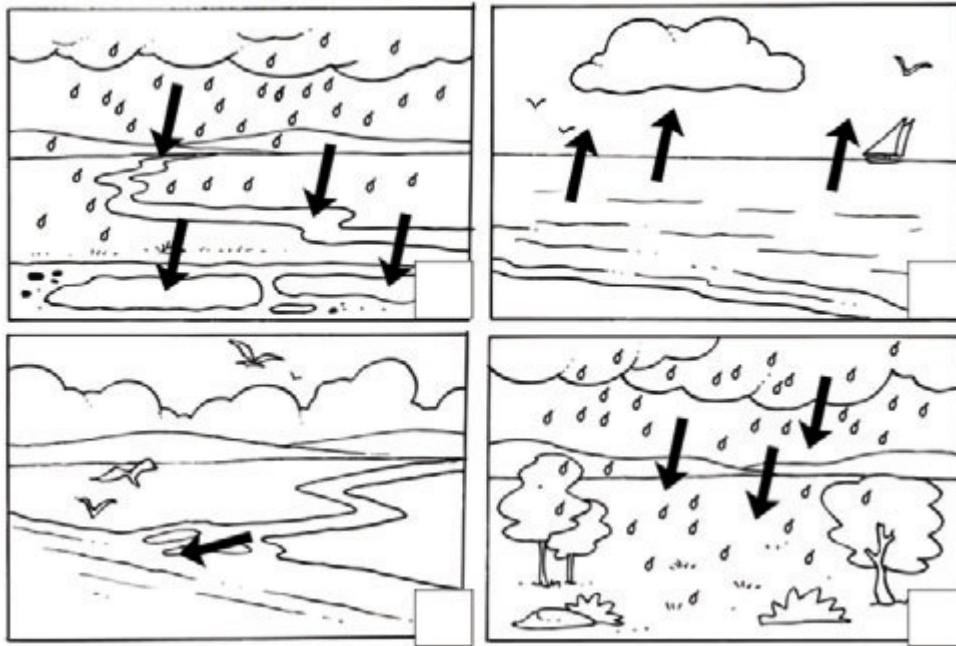
Water in oceans, lakes

and rivers is called

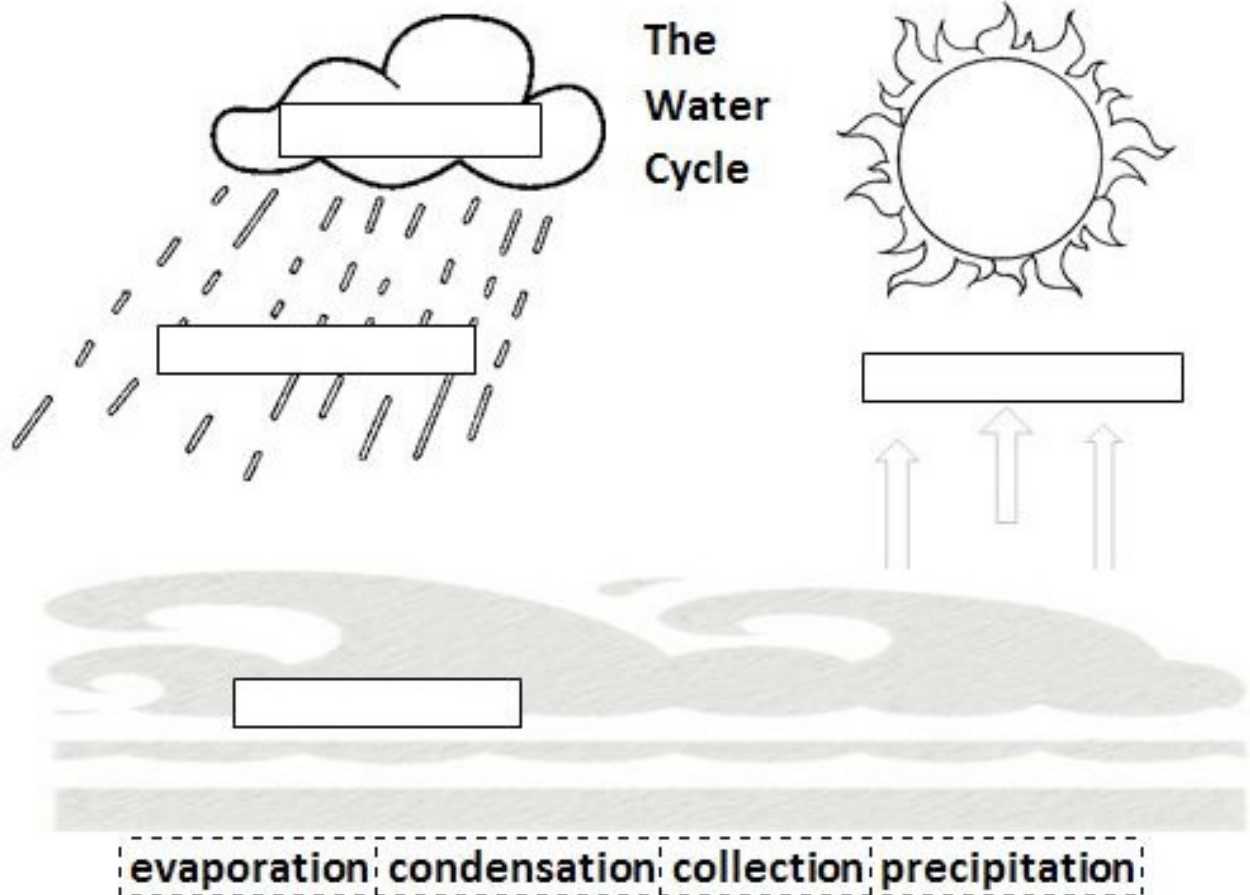
Water in caves and rocks is called

Be careful! Not all water is

★ Colour the pictures and put the water cycle in order. Use numbers 1-4.



✎ Label and colour the water cycle.



UNIT 7: THE SUN

 Colour, label and match.

Moon	Sun	Earth
------	-----	-------



Complete the sentences.

Rock	Eight	Gas
------	-------	-----


The Sun is made of _____.

The Moon is made of _____.

There are _____ planets.

★ Look at the pictures and complete the sentences with the words.


the Sun – 365 – 24 - its axis





It takes
days for the Earth to
move around .

It takes hours
for the Earth to
rotate around .


UNIT 8: THE CITY

 Match the names.

MUSEUM	THEATRE	SCHOOL	BANK	CINEMA
CHURCH	HOSPITAL	FACTORY	RESTAURANT	POLICE STATION

UNIT 9: MATERIALS

 Read the text and fill in the gaps.

_____ are made of _____ because glass is _____.

_____ are made of _____ because bricks are _____.



HOUSES	GLASS	RIGID
WINDOWS	TRANSPARENT	BRICKS

 Classify the materials.

Wood	Plastic	Wool	Leather	Bricks	Cotton	Glass	paper
------	---------	------	---------	--------	--------	-------	-------

Natural			Manufactured		


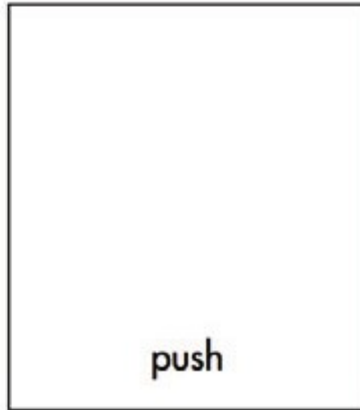
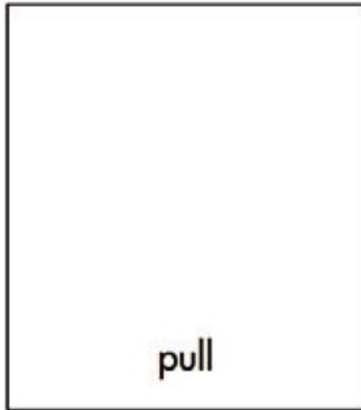
 Circle the correct word.

A natural material is made by **people /nature**.



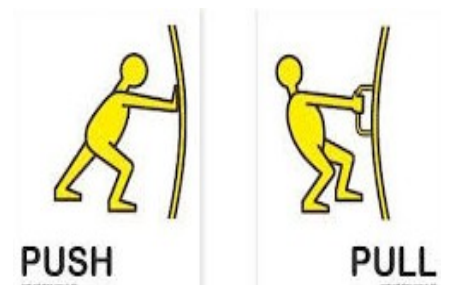
A manufactured material is made by **people/nature**.

UNIT 10: FORCES


★ Draw the actions.



* Identify the action and write it down.



*Some sounds give us information
and some give us warning.*

 Complete the sentences.



A radio



An ambulance


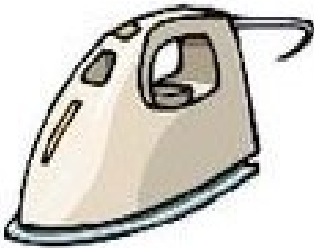




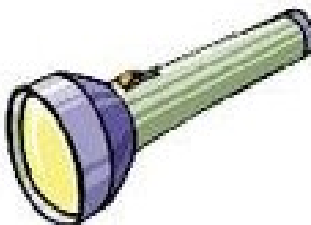


_____ give us warning.

_____ give us information.

UNIT 11: ELECRICITY

Mains Electricity or Batteries

Not all the things below are powered by mains electricity. Some are powered by batteries. Label each picture with 'mains' or 'batteries'.

 _____	 _____	 _____
 _____	 _____	 _____
 _____	 _____	 _____

 Label the different parts of a computer.

